

NAOTEC

Front mounting on inter-row tractors

CHARACTERISTICS

- ◆ Roller leaf remover head
- ◆ Leaf removal height 450mm or 550mm
- ◆ Automatic row tracking system
- ◆ In-cab leaf-removal parameter settings :
 - Roller rotation speed (adjustable during during operation)
 - Leaf-stripping head approach and retreat head
 - Row-following sensor sensitivity
- ◆ Reversal of roller rotation direction from cab
- ◆ Manual fan speed adjustment
- ◆ Hydraulic height-adjustable frame (500mm)
- ◆ Hydraulic spacing (500mm)
- ◆ Electro distributor with inlet pressure filter
- ◆ Reversible right/left frame on hydr. motorized fifth wheel



Model					
Roller leaf remover	1/2 row Reversible	45cm or 55cm	Working pressure : 135 to 180 bar	Minimum power required : 14,50 KW	Working speed : 2 to 4 km/h



Adjustable spring-loaded sensor hardness




Machine control panel with joystick and display



Motorized turret with limit switch



Leaf vacuum and evacuation fan



Hydraulic block inlet pressure filter



Control for reversing roller rotation from cab

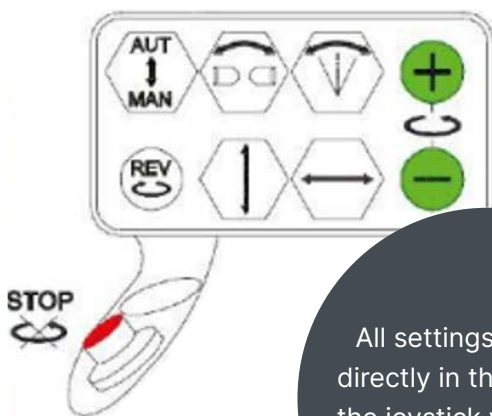
Leaf remover with rollers

- 1** Specially shaped rollers for catching and pulling leaves
- 2** Fan for leaf vacuum and evacuation to limit splashing
- 3** Guidance sensor for perfect vine tracking and precise roller positioning to ensure the desired leaf removal intensity
- 4** Full-opening casing for easy machine maintenance



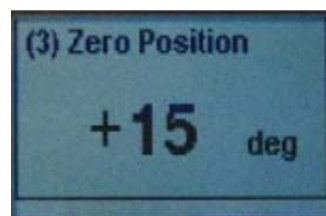
Thanks to its **wide range of settings**, the **NAOTEC** leaf remover is able to perform at **any stage of the vine's growth**

CAB SETTINGS

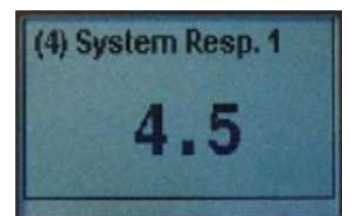


All settings are made directly in the cab using the joystick with display screens

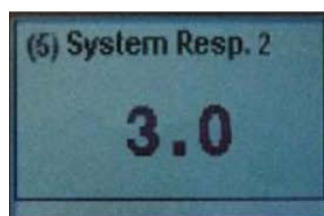
Sensor sensitivity



Distance speed



Approach speed



Roller approach speed

